

# Lies and Damned Lies

Maybe Mark Twain predicted "Climategate." By Michael S. Coffman, Ph.D.

**B**y now, every literate person in the western world knows that thousands of highly compromising emails and documents, some shocking, were hacked or leaked in late November from the British Climatic Research Unit University of East Anglia (CRU). The CRU is one of the world's leading research centers on climate change as well as the repository of all surface-temperature data worldwide. It played a key role in the IPCC's fourth Assessment Report in

Skeptics of man-caused global warming have long suspected that top-level alarmist scientists were cooking the books to provide the "proof" that man was causing global warming. The only way that the integrity of the data could be verified is to use the raw data and duplicate the summarization process. That data are housed only in Britain's Climate Research Unit. For years, dozens of requests by well-qualified scientists to obtain copies of the data have been refused by the CRU because of alleged confidentiality agreements. The only data the CRU gave the scien-

(NOAA) and National Air and Space Administration (NASA); and Japan's Meteorological Agency (JMA). There is good agreement between these data sources. Alarmists and mainstream media have repeatedly assured us that even if the CRU data have been corrupted, the other three data sources have not, and therefore can be used as substitutes. Since they show the same dramatic rise in temperature starting in the 1970s, what happened to the CRU data is irrelevant. Therein lies the first major deception. Roger Pielke, one of the

2007. The IPCC assessment provided the scientific basis of policy negotiations at the Copenhagen Climate Conference last December and the current cap-and-trade legislation in the U.S. Senate. The general picture of the series of emails is one of collusion, exaggeration of warming data, manipulation of data, conspiracy, possible illegal destruction of data and embarrassing information, and organized resistance to anyone who defies them.

tion is one of the foundations of science. Other scientists, especially skeptical scientists, must be able to duplicate results using the same data. That the man-caused, global-warming hypothesis was accepted without this validation is highly unusual, to put it mildly.

In 2000, the British Parliament passed a freedom of information act that took effect in 2005. This caused all kinds of panic within the CRU group as evidenced in this Feb. 2, 2005 email from Phil Jones, the head of CRU,

"Just sent loads of station data to Scott. Make sure he documents everything better this time! And don't leave stuff lying around on ftp sites—you never know who is trawling them. The two MMs [Stephen McIntyre and Ross McKittrick, who proved Michael Mann's hockey-stick curve was bogus] have been after the CRU station data for years. If they ever hear there is a Freedom of Information Act now in the U.K., I think I'll delete the file rather than send to anyone. Does your similar act in the U.S. force you to respond to enquiries within 20 days? Ours does! The U.K. works on precedents, so the first request will test it. We also have a data protection act, which I will hide behind. Tom Wigley has sent me a worried email when he heard about it—thought people could ask him for his model code. He has retired officially from UEA so he can hide behind that."

tific world were summarized, harmonized for continuity and cleaned of outlier data (data outside normal error limits). The revelations of these emails and documents written by scientists associated with alarmism over global warming gave proof that skeptical scientists were justified in their suspicions.

Data to prove that major global warming has occurred over the last half of the 20th century came from four sources: the British CRU (including the Hadley Center); the U.S.'s National Oceanic and Atmospheric Agency

leading climatologists in the United States, provides strong evidence that almost all the NOAA, NASA, and JMA data sets are derived from the same CRU summarized data set. If the summarized CRU data are corrupted, all data sources are corrupted in exactly the same way. This also explains why there is such tight agreement between the four sources, and why skeptical scientists repeatedly requested only the CRU raw data and not the others.

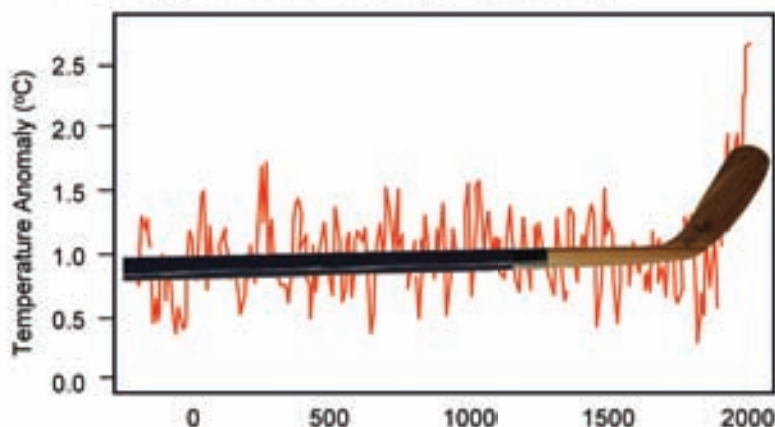
For years, the CRU stonewalled any request by skeptics to obtain the CRU raw data to validate its summarized data set. This vali-

and Michael Mann, principle author of the totally discredited hockey-stick curve:

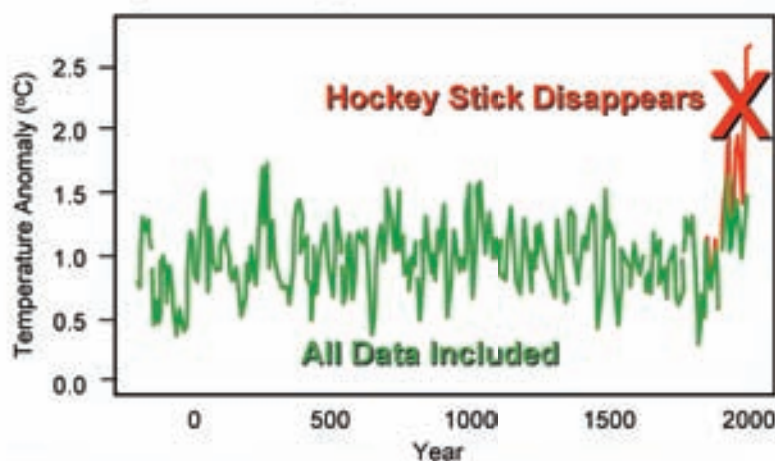
"Just sent loads of station data to Scott. Make sure he documents everything better this time! And don't leave stuff lying around on ftp sites—you never know who is trawling them. The two MMs [Stephen McIntyre and Ross McKittrick, who proved Michael Mann's hockey-stick curve was bogus] have been after the CRU station data for years. If they ever hear there is a Freedom of Information Act now in the U.K., I think I'll delete the file rather than send to anyone. Does your similar act in the U.S. force you to respond to



### The Original IPCC Hockey Stick Graph



### Hockey Stick Disappears When All Data Included



Source: Steve McIntyre, 9/27/09 Yarnal: A "Divergence" Problem. <http://www.climateaudit.org/?p=7168>

Michael Mann's original hockey-stick graph was the centerpiece of the 2001 IPCC report "proving" that mankind was responsible for global warming. By 2004, it had been discredited, because it was shown that Mann employed the wrong statistics to create it. After nearly 10 years of stonewalling, in 2009 Mann was finally forced to give the data he used to create the curve to other scientists, who were shocked to find that tree-ring data after 1960 were not used because they showed a decline in global temperature instead of an increase. Mann and his co-authors simply overcame this obstacle by using CRU data using the hockey stick, and the CRU-released emails showed this procedure was used many times in other research.

enquiries within 20 days? Ours does! The U.K. works on precedents, so the first request will test it. We also have a data protection act, which I will hide behind. Tom Wigley has sent me a worried email when he heard about it—thought people could ask him for his model code. He has retired officially from UEA so he can hide behind that."

Phil Jones' email to Michael Mann clearly shows a pattern of deliberate stonewalling. If Jones did deliberately delete the raw data, his would be a criminal act. The CRU's fears were realized in subsequent years when Stephen McIntyre and others repeatedly tried to use the Freedom of Information Act to obtain the raw data. Finally, in 2009, Jones notified McIntyre that the raw data were somehow "accidentally deleted." When that created a firestorm of controversy, Jones changed the

story, claiming the deletion of the raw data was necessary because they "needed the computer space." Again, after a controversial move, Jones said that they found it wasn't all deleted. The CRU, he said, would shortly release the data that still existed. As of this writing, confusion still reigns. All these machinations suggest that Phil Jones may have deleted that part of the raw data that blows their man-caused theory apart, just as he said he would in his 2005 email to Michael Mann.

For scientists and those who depend on their work, this situation is extremely serious. Raw data are never deleted in science because it would prevent research results from ever being verified and duplicated using the original data. This is at the core of the scientific method. Thus, the entire "Climategate" affair

tends to discredit every research study that used the CRU-summarized data. It may mean that there is no longer any original empirical scientific data that even suggests that man is responsible for the 20th century warming. Even the computer models used to prove man-caused global warming are made invalid because they all use CRU data in their models.

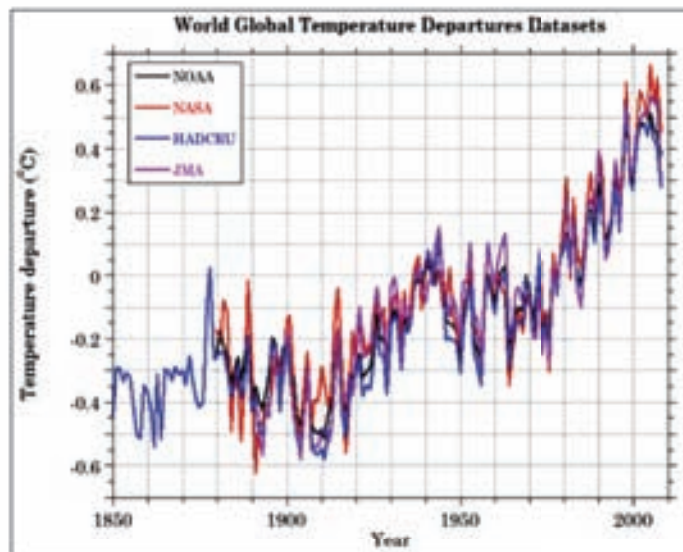
Jones may be facing criminal charges if it is shown he did delete the data. Amazingly, rather than resigning to protect the CRU from being dragged through a political and legal nightmare, Jones has refused guilt in doing anything wrong and has proclaimed his innocence by yet another email. He was finally forced to step down in early December, pending an investigation.

A rigorous investigation will only begin with the more than 50 emails dating back to the 1990s that clearly show a continuous pattern of collusion, conspiracy, and vicious attacks on prominent skeptical scientists. Any science that disagrees with their man-caused dogma was automatically declared as "crap" and "junk science." This is laughable. It was this same CRU group, led by Michael Mann, which published the infamous "hockey-stick" paper. The hockey-stick curve became the centerpiece of the 2001 IPCC report. The paper and its respective curve derived from tree-ring studies were later exposed as fraudulent because inappropriate statistics were used in the study. After years of stonewalling, the hockey-stick authors were forced to release the raw data they used to construct the curve—and, just as their emails implied, key data were deliberately omitted. When the missing data were included in the curve computation, the late-20th century temperature spike disappeared.

The CRU group even attacked peer-reviewed science publications that dared to publish a skeptic's article. In another series of emails, they discussed the need to get rid of an editor they didn't like from *Geophysical Research Letters*, one of the premier publishers of scientific papers on global warming. They eventually succeeded. In yet another email, an editor asked for suggestions as to which reviewers to send a skeptic's paper to in order to get it rejected. Jones responded with a list of reviewers, saying "all of them know the sorts of things to say...without any prompting."

In one case, Michael Mann and Phil Jones threatened actually to discredit *Climate Research*, which had published several of the skeptics' papers. In another, Jones told Michael Mann that he was going to make





**THE DATA SETS BEHIND CLIMATEGATE:** There are four data sets of global temperatures. British CRU; the U.S. NOAA (National Oceanic and Atmospheric Agency) and NASA (National Air and Space Administration); and Japan's JMA (Japan Meteorological Agency). Data are in the public domain.

sure none of the skeptics' peer-reviewed papers were used in the 2007 IPCC Assessment Report (AR-4). True to his word, the articles were not used and Jones requested that all emails concerning this effort be deleted from the computer of everyone who was involved. In yet another email, Jones admitted using Michael Mann's hockey-stick approach of using CRU temperature data after 1960 "to hide the decline" of global temperature shown by tree-ring data.

In an October 2009 email by Kevin Trenberth, the CRU group even admits to itself that, "the fact is that we can't account for the lack of warming at the moment and it is a travesty that we can't." This same email also suggests putting pressure on the BBC not to print stories that even hint that this man-caused global warming is not settled science. Yet, the same group of scientists continues to

insist that warming will resume with a vengeance. But how can it when Trenberth also admits that "we are not close to balancing the energy budget... and whether clouds are changing to make the planet brighter." This is not science. It is possibly the greatest political fraud in the history of the world, supported by an extremely political IPCC claiming it is a scientific institution and led by extremely biased scientists with a take-no-prisoners mentality. It is readily apparent their own arrogance has blinded them to any conclusion that disagrees with theirs. It is the perfect example of the expression popularized by Mark Twain: "There are three kinds of lies: lies, damned lies, and statistics."

The cap-and-trade legislation (H.R. 2454) in the U.S. House of Representatives was based entirely on the results from all the research done using CRU data. This even includes the computer climate models. The same is true for the pending Senate cap-and-trade bill, S. 1733. Years of negotiating for the Copenhagen agreement was also based on this data. The entire house of cards supporting man-caused global warming is collapsing. Yet, this did not stop the scaremongering coming out of the December Copenhagen Climate Conference. Other than some

peripheral skirmishes, the political agenda stands as if these revelations never occurred.

It is critical that we all demand that our senators do not pass S. 1733, nor ratify anything coming out of Copenhagen. Go to [www.nocapandtrade.us](http://www.nocapandtrade.us) for a full explanation of why. Pass along the link (especially the page having the YouTube

videos) to your email list. The United States will lose its free-market system and freedoms that have made America the wealthiest and most powerful nation on earth if either the cap-and-trade legislation or a global-warming treaty is signed into law. ■

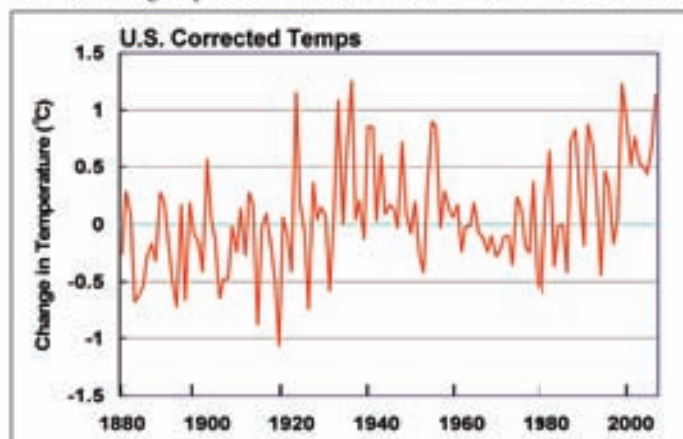
*NOTE: All 3,000 CRU emails can be found at [www.eastangliaemails.com](http://www.eastangliaemails.com), and a still-growing summary and links to the respective email are at <http://bishophill.squarespace.com/blog/2009/11/20/climate-cuttings-33.html>.*

## The Urban Heat-Island Effect

*Climategate reveals how the CRU crew tried to convince urbanites their island had no effect.*

Questions have always nagged skeptical scientists as to whether much of the alleged warming of the late 20th century was due to a phenomenon called the Urban Heat-Island Effect. With the revelation of data corruption at East Anglia's Climate Research Unit, the question has once again been raised. Suspicions by skeptical scientists go back to the very first days of the global-warming controversy in the late 1980s. It was commonly understood within the scientific community for the past 50 years that as cities grew and expanded, the city's surface temperature would increase. As grasslands and forests are replaced by asphalt roofs and streets, more of the sun's energy is absorbed and released in urban areas. This is called the Urban Heat-Island Effect (UHIE) and it can raise temperatures by 6 to 8 degrees Celsius. The heat-island effect is highly localized and has nothing to do with the ambient temperature of the region.

Four global surface-temperature databases exist: at the British Climate Research Center (CRU), including the Hadley Center; the U.S.'s National Oceanic and Atmospheric Agency (NOAA) and National Air and Space Administration (NASA); and Japan's Meteorological Agency. All show very steep global temperature increases in the last half of the 20th century, which allegedly proves that man is causing global warming. Skeptics suspect that all four temperature data sources likely contain significant corruption from the heat-island effect. Yet, most of this data has not had the heat-island effect removed, because a series of questionable research studies allegedly showed the heat-island effect was not significant. This led the IPCC to claim in its 2007



**CORRECTED U.S. DATA:** U.S. data (NASA) corrected for the heat-island effect show that the 1920s-1940s were warmer than the 1980s-2000s. The data do not show the spike in temperatures that is in all four global data sets.



report, "Thus, the global land-warming trend discussed is very unlikely to be influenced significantly by increasing urbanization." It was in this report that the IPCC also claimed with a 90-percent certainty that man is causing global warming.

Discounting the UHIE so totally has never passed the smell test of skeptical scientists. Although some attempts have been made to remove this source of error from the global temperature record, most of it has been in the NOAA and NASA data sets. When the corrected NOAA and NASA U.S. surface-temperature data are used, it does not show the same late-20th century record-breaking increase in temperatures, as found in the global temperatures. In complete contrast to the global temperature data, the corrected U.S. data show the 1930s and '40s to be warmer than the 1980s to 2000s. It is very unlikely the U.S. data could be so strikingly different than the global data, especially since the U.S. data is admittedly much more accurate than the global-temperature records.

Even more alarming, when the U.S. data from urban weather stations are compared to rural data, the urban data still show much more warming than the rural data after 1950, when U.S. urbanization kicked into high gear. This strongly suggests that the heat-island effect is still corrupting U.S. data. This conclusion is also supported by U.S. satellite temperature data, which show no increase in temperatures when compared to urban surface temperatures recorded for the same areas.

Another peer-reviewed global study in 2005 compared population growth, economic development, coal consumption and other socio-economic indicators with the temperature trends for the respective areas. If there were no urban heat-island effect, there should be no difference between high-growth and low-growth areas around the world. Instead, they found a large and significantly correlated relationship between population growth (i.e., land use) and temperature as measured by surface stations in the area. Like the U.S. urban versus rural areas, there was no correlation when surface satellite temperatures were used for the same areas. When the surface station data were corrected for the heat-island effect, they found that warming since 1989

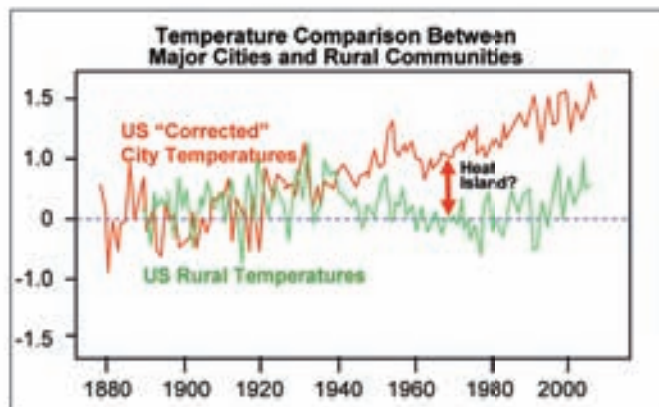
was reduced by half.

There is other evidence the global temperature data are badly contaminated with urban heat-island effect. One study supporting the mantra that global temperature data are not contaminated was challenged by Dr. Douglas Keenen in a scathing peer-reviewed paper published in *Energy and Environment*. Keenen even accused the work as fraudulent. While Phil Jones, head of the CRU, mocked Keenen's



Mark Twain would almost certainly be a skeptic of global warming. He had an uncanny ability to see through fraud. But he enjoyed a good hoax.

work, the internal emails that were either released by a whistleblower or hacked in November 2009 clearly showed that Dr. Timothy Wigley (arguably the leader of the CRU attack pack) admitted that Keenen's conclusions were valid. "Seems to me that Keenan has a valid point... someone must have known at the time that they were incorrect." Yet, Phil Jones continued to discount this compelling evidence that the UHIE is real and is corrupting the CRU temperature data.



URBAN VS. RURAL U.S. TEMPERATURES: When U.S. temperature data is split between urban and rural databases, the urban temperature data still show a likely strong heat-island effect when compared to rural data. Source: Adapted from Stephen McIntyre, <http://www.climateaudit.org?p=1859> by setting the starting point of each anomaly to zero.

The release of CRU emails clearly shows that most of its work and input into the IPCC process should be seriously questioned. With NASA's data also being challenged under the Freedom of Information Act, there is sufficient cause not to ratify any Copenhagen agreement, or pass any cap-and-trade legislation. ■

*Dr. Michael Coffman is president of Environmental Perspectives Inc. and CEO of Sovereignty International, a nonprofit educational organization. He has led a multimillion-dollar research effort in global warming and has authored several books. He has produced two DVDs, "Global Warming, Emerging Science and Understanding" ([emerging-science.us](http://emerging-science.us)) and "Global Warming or Global Governance?" ([warmingDVD.com](http://warmingDVD.com)).*

## Obama's EPA Threat

President Obama surprised the world just before leaving for Copenhagen in December of 2009 by announcing thousands of pages of new regulations to curb CO<sub>2</sub> and other greenhouse gas emissions. Written by the Environmental Protection Agency (EPA) over the past two years, the new regulations are far more damaging than either the House (H.R. 2454) or Senate (S. 1733) cap-and-trade bills. The new regulations would threaten every level of human activity, from homeowners' garden tools to industrial factories. Obama has long threatened to unleash these draconian regulations if Congress did not pass the cap-and-trade legislation he wanted by the start of the Copenhagen meeting. This is a blatant effort to provide cover for congressional Democrats. All Congress would have to do to stop this is

pass a one-line bill declaring that the Clean Air Act cannot be used to regulate greenhouse gases. For more information on these regulations, read "Twilight Zone to Lunacy" in the Spring 2009 issue ([www.range-magazine.com](http://www.range-magazine.com)).

The EPA has moved ahead with the regulations in spite of a suppressed internal EPA report in the spring of 2009 saying the science did not support man-caused global warming. Also, the EPA is ignoring the release of thousands of emails from the British Climate Research Unit (see main articles). If the Freedom of Information Act lawsuit to release suppressed NASA data and emails on global and U.S. temperatures also shows deliberate temperature manipulation, as expected, it may force a reconsideration of this attempted endgame.—MC