

Hot Air

The president's National Climate Assessment is a total disconnect from reality.

By Michael S. Coffman, Ph.D.

"They'll find various ways, particularly in the House, to try to stop us from using the authority we have under the Clean Air Act. All I would say is that those have zero percent chance of working. We're committed to moving forward with those rules."


—John Podesta, White House counselor, May 5, 2014, on the president's global-warming agenda

Despite all the hot air emanating from the United Nations Intergovernmental Panel on Climate Change (IPCC) warning that the earth is coming to an end unless we give up civilization, most nations are not paying much attention. Except one: the United States. President Obama and his hell-bent-for-destruction EPA hang onto every alarmist word uttered by the IPCC as the gospel from on high. The EPA is implementing draconian regulations (not legislation) to implement the IPCC's self-ordained godlike wisdom. What is most disturbing is that they are doing it without one shred of empirical scientific evidence.

After dissecting the IPCC's Fifth Assessment Working Group's reports issued in fall 2013 and in February this year, it is obvious that the IPCC has moved from using pseudoscience in its Summary for Policy Makers to a highly politicized jumble of half-truths, hyperbole and outright lying. (See "U.N. IPCC" sidebar, page 78.) It should be no surprise then that President Obama's more than 800-page National Climate Assessment, entitled "Climate Change Impacts in the United States," also has only minimal connection to scientific fact. It dwells almost entirely in a swirling matrix of propaganda, with only an occasional connection to reality.

The National Climate Assessment (NCA) is so bad that 16 world-renowned climate scientists wrote a scathing letter criticizing it. It began by claiming:

"The National Climate Assessment...is a masterpiece of marketing that shows for the first time the full capabilities of the Obama administration to spin a scientific topic as they see fit, without regard to the underlying facts. With hundreds of pages written by hundreds of captive scientists and marketing specialists, the administration presents its case for extreme climate alarm.... The problem with



"Look out your window, you'll begin to feel the effects. Ninety-seven percent of scientists agree that there is an overwhelming amount of evidence that exists that climate change is real, it's happening, it's caused by the CO2 pollution and pollutants that we are putting into our air that cause climate change."

—JOHN PODESTA, WHITE HOUSE COUNSELOR

their theory is very simple: It is NOT true." (Emphasis original)

These scientists were not the only ones highly critical of the NCA. A letter from John Coleman, co-founder of the Weather Channel, was so scathing that it borders on being unprintable:

"I am deeply disturbed to have to suffer through this total distortion of the data and agenda-driven, destructive episode of bad science gone berserk...based on a theory that the increase in the atmosphere from the exhaust

from the burning of fossil fuels leads to a dramatic increase in 'the greenhouse effect' causing temperatures to skyrocket uncontrollably. This theory has failed to verify and is obviously dead wrong. But the politically funded and agenda-driven scientists who have built their careers on this theory and live well on the 2.6 billion dollars a year of federal grants for global warming, climate-change research cling to this theory and bend the data spread to support the glorified claims in their reports and papers."

Dr. Roy Spencer agrees. The facts in the NCA are "just simply made up...there is no fingerprint of human-caused versus naturally caused climate change." Spencer was formerly senior scientist for climate studies at the National Aeronautics and Space Administration's Marshall Space Flight Center and received NASA's Exceptional Scientific Achievement Medal for his global temperature monitoring work with satellites.

The NCA left no horrifying potential climate extreme unreported: rising temperatures, increasing numbers and severity of tornadoes, hurricanes, flooding, droughts, disease, crop failures, killer heat waves, bitter winters, increased forest fires, and much more. The assessment stopped short of actually attributing extreme weather to human activity, but the average reader would totally miss that technical nuance. President Obama has even tweeted that "97 percent of scientists agree: climate change is real, man-made and dangerous."

Disconnect From Reality

The National Climate Assessment is long on emotion and extremely short on hard facts to support the premise that the earth suffers from man-caused global warming. There is even less evidence than what was in the IPCC's AR5 report issued in February 2014, which claims unless we do something to stop it, every horror imaginable will soon be upon us. First among the fairytales is Obama's claim that 97 percent of all scientists agree mankind is causing global warming.

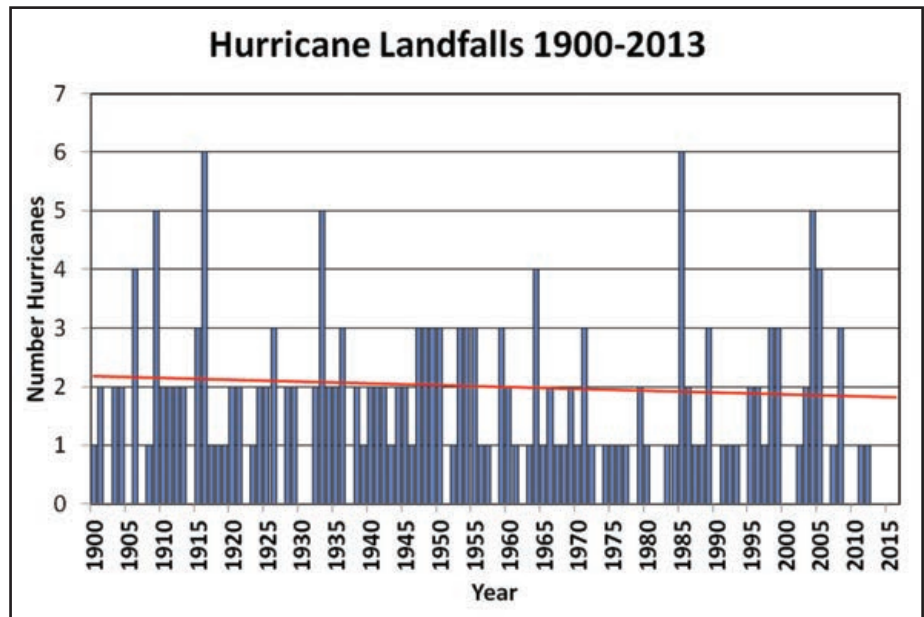
The most recent study at the root of the

97 percent claim originated with John Cook, an Australian blogger/warning activist and founder of the misleading blog site “Skeptical Science.” Cook and his colleagues claimed that 97 percent of 12,000 peer-reviewed scientific articles “endorsed the consensus position that humans are causing global warming.” In doing so, Cook excluded about 8,000 of the 12,000 papers in his sample on the grounds that they had expressed no opinion on the climate consensus whatsoever. Those 8,000 papers were not included in Cook’s calculations of the 97 percent, yet he did include them as if they were part of the 97 percent.

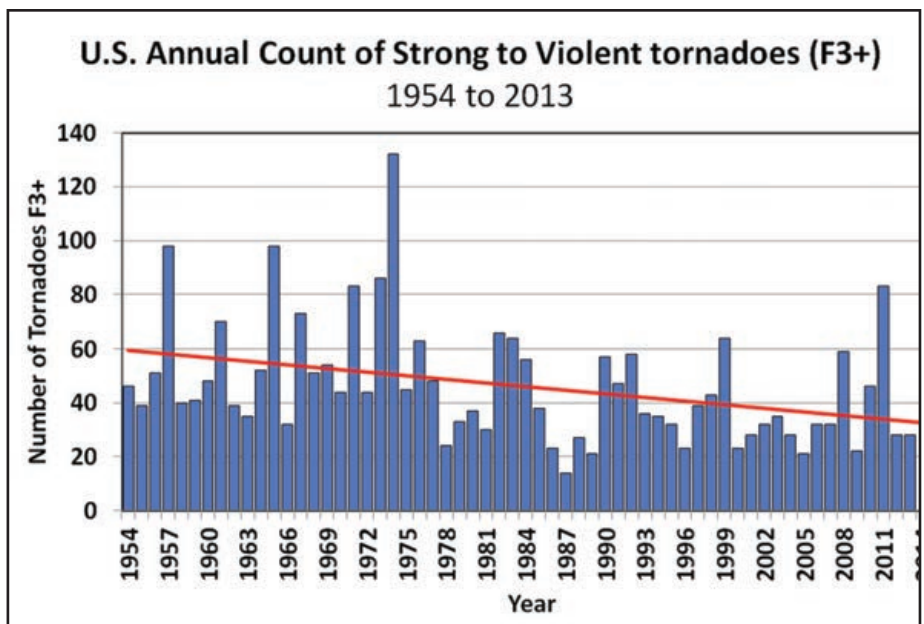
Of the remaining 4,000 articles, any mention of man-caused warming was treated as if the authors believed man was responsible—including many articles written by skeptics who readily include a caveat that a small part of the measured warming *might* be caused by mankind, but not to the extent of what alarmists claim. Yet Cook included them as if they actually endorsed man-caused global warming, when the paper overall provided strong evidence man was *not* causing global warming.

Out of the 12,000 articles, only 65 specifically stated man could cause the warming. Of that 65, 23 were written by skeptics providing the weak caveat that man *could* cause some warming, but not most of it. That left only 41 papers, or 0.3 percent, that explicitly said that man has caused most of the warming. The rest of the 4,000 merely mentioned it in some way. Ironically, 78 papers specifically claimed that man had no significant impact!

This is not science: at best it is garbage pseudoscience; at worst, it is a lie to support blatant propaganda. It worked. With the help of the activist media, the 97 percent was headlined around the world and most people believe it is a fact. In reality, hard evidence clearly shows that there has been no warming for nearly 18 years. The climate models show the temperature should have increased 0.5°F in the same time period. It has not, and the alarmist scientists have frantically tried to explain where the heat went. Their best explanation is that the heat somehow traveled to the deep ocean—without any plausible mechanism of how that could possibly happen. In spite of this, the NCA says the 18-year lack of warming is merely a “short-term” pause—without any evidence to prove it.



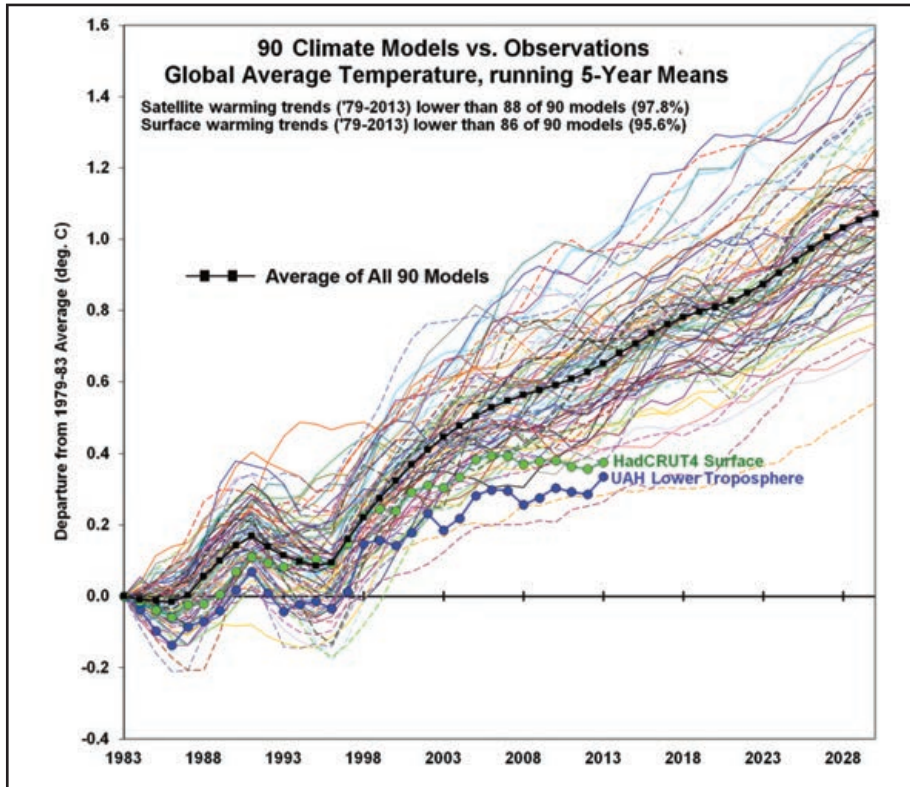
Number of hurricanes by year since 1900. The red line shows a decrease in the number of U.S. landfalls of more than 25 percent. The five-year period ending 2013 has seen two hurricane landfalls. That is a record low since 1900. Two other five-year periods have seen three landfalls (years ending in 1984 and 1994). Prior to 1970, the fewest landfalls over a five-year period was six. From 1940 to 1957, every five-year period had more than 10 hurricane landfalls (1904-1920 was almost as active). SOURCE: Roger Pielke Jr. based on NOAA data. <http://rogerpielkejr.blogspot.com/2013/11/graphs-of-day-major-us-hurricane.html>



The number of violent tornadoes (greater than F3) has declined since the first half of the 20th century, not increased as the NCA claims. Ironically, the 2014 season is shaping up to be a record or near record low season for violent tornadoes. SOURCE: Roger Pielke Jr., based on NOAA data. Testimony to the Committee on Environment and Public Works, U.S. Senate, July 18, 2013.

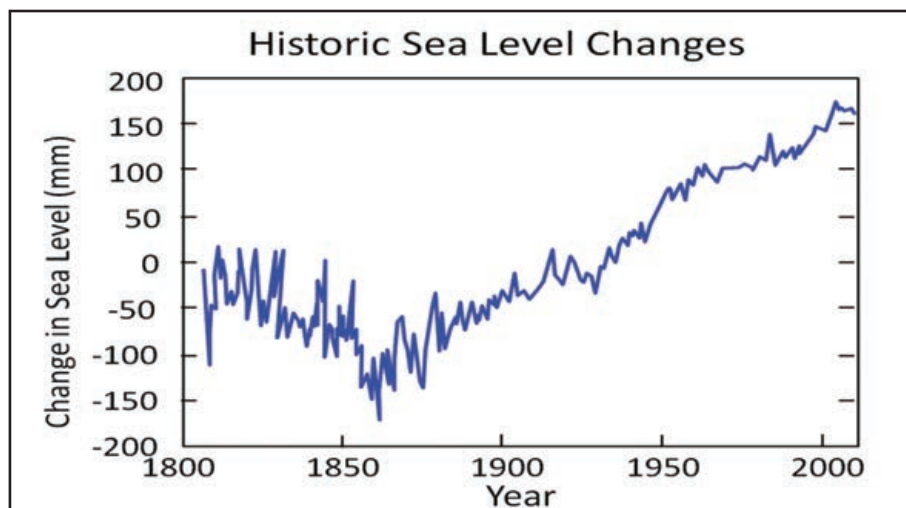
It gets worse. Mother Nature is not behaving like President Obama and the IPCC’s much-touted models predict. Most people are totally unaware that 95 percent of the climate models have consistently overpredicted the actual measured (empirical) temperatures by a substantial amount.

Most of them grossly overpredicted real-world temperatures. One look at the top graph on the next page and it is obvious to all but the most ideologically driven alarmists that the models utterly fail to predict actual temperature of the earth. Guessing would be more accurate. Yet the IPCC



Projections of 90 climate models fail miserably in predicting earth's actual temperature data. Yet these models are the only evidence that the IPCC, NASA and NOAA have to say there is man-caused warming. The entire IPCC Fifth Assessment and the U.S. National Climate Assessment rest on these models; everything else is circumstantial (i.e., glaciers melting, etc.). This circumstantial evidence may demonstrate warming but it does not prove why we are having warming and there is plenty of evidence suggesting the warming is part of a natural cycle. If the models are wrong, there is no other empirical evidence that shows man is causing global warming. None.

SOURCE: Dr. Roy Spencer, <http://www.drroyspencer.com/2014/02/95-of-climate-models-agree-the-observations-must-be-wrong/>. HadCRUT4 temperatures are surface station measured temperatures managed by Britain's CRU—the organization at the center of the 2009 email scandal showing that it manipulated the data. The UAH Lower Troposphere temperatures are highly accurate satellite temperature measurements of the lower troposphere.



Sea levels declined during the Little Ice Age, then increased at a steady rate following the peak of the Dalton Minimum in the 1850s. There has been no acceleration in rising sea levels in recent history that gives credence to the projection by the National Climate Assessment of an increase of one to four feet in this century. If anything, there has been a slight decline.

SOURCE: Jevrejeva, S., et al., 2014. Trends and acceleration in global and regional sea levels since 1807. *Global and Planetary Change* 113: 11-22. <http://wattsupwiththat.com/2014/05/20/new-study-finds-sea-levels-rising-only-7-in-per-century-with-no-acceleration/>

continues to assert that the climate models “prove” man-caused climate change.

Additionally, the NCA conveniently fails to mention the fact that the most recent warming started in 1978 and ended in 1997—a 19-year period. Why does 19 years of warming prove man is causing the warming, but 17 years of no warming does not prove that there is no warming but merely a pause? The NCA even gives the impression that temperatures are still rising, which is a blatant lie.

Then there are the claims in the assessment that we are currently witnessing climate extremes. Yet, climatologist Roger Pielke Jr. confirms that “the five-year period ending 2013 has seen two hurricane land-falls. That is a record low since 1900.... There is no evidence to support more or more intense U.S. hurricanes. The data actually suggests much the opposite.”

Likewise for tornadoes. At this writing, 2014 is shaping up to have a record, or near record low number of tornadoes. Pielke states with some certainty “that the number of years with very large tornado losses has actually decreased. Consider that from 1950 to 1970 the United States saw 15 years with tornado damage in excess of \$5 billion a year. From 1993 to 2013 there were only four such years, with three since 2008.”

Then there is the proclaimed threat of coastal flooding due to rising sea levels. An interesting 2014 paper in “Global and Planetary Change” by S. Jevrejeva and colleagues found that a renewed global sea level reconstruction using monthly mean sea level data collected by the Permanent Service for Mean Sea Level showed “a linear trend of 1.9 ± 0.3 mm/yr. during the 20th century” and “ 1.8 ± 0.5 mm/yr. for the period 1970-2008.” Simply stated, the hyped claim that the rate sea level is accelerating due to ice melt is false.

The NCA continues its false narrative by claiming that there will be increasing deaths in the elderly due to more extreme heat waves. So why is the scientific literature full of studies that clearly show that the population's sensitivity to extreme heat is decreasing and deaths during heat waves are actually declining? One Harvard study found that the risk in the older population has dropped so much that it is now indistinguishable from the risk to younger populations.

The NCA describes many more supposed severe consequences to global warming but very few have any merit.

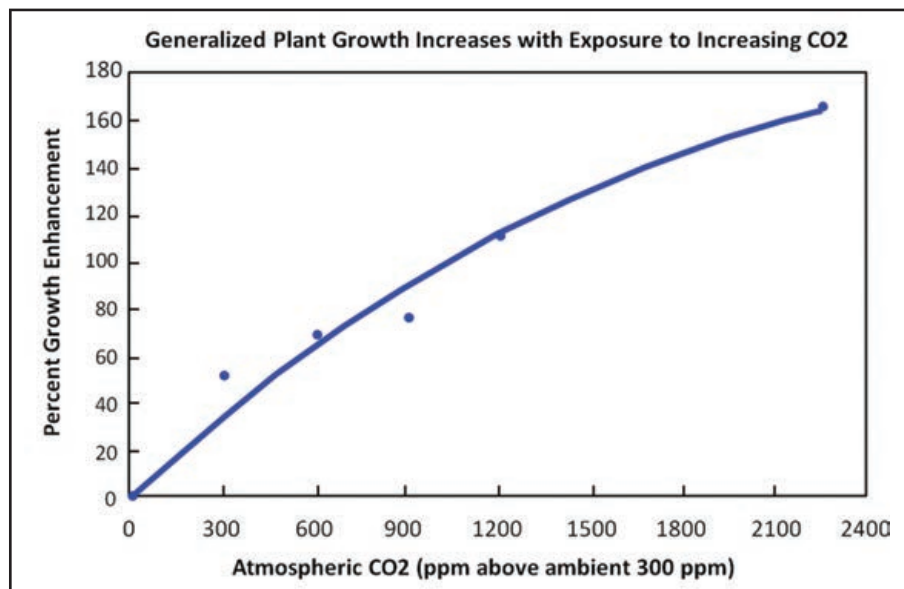
Just What is Extreme?

The NCA treats every extreme weather event (floods, hurricanes, tornadoes, etc.) as climate change. It takes years of weather events to even begin to define climate or climate change. Weather is made up of extremes as well as small year-to-year variations. A three-foot snowfall in Minnesota may be unusual, but it's not extreme. The same event in southern Alabama would be extreme, but not indicative of climate change. Risk of exposure to an extreme weather event has more to do with where you live than any gradual increase in temperature.

We have become the Chicken Little Sky Is Falling Society. This is a blatant attempt to equate weather with climate change in the minds of the American people. By doing so, every unusual weather event has become another headline. Hurricane Sandy, for instance, is now accepted as an example of extreme weather resulting from climate change. In fact, Sandy wasn't even a hurricane when it came ashore and would have been uneventful except the wind and very high tide combined into a superstorm. It wasn't even unique, as the same combination of weather and tide events had occurred several times in the 200 years preceding Sandy. There just weren't as many people living in the hard-hit areas 100 years ago and the media at that time was not possessed by an agenda-driven progressive groupthink mentality.

The question could be asked, "Why bother?" Even if all carbon dioxide-emitting vehicles, power plants, and factories in the United States were totally shutdown, it would only decrease global warming by an undetectable three-tenths of a degree Fahrenheit by 2100. More than half of the carbon emissions today come from China and India, which are opening a new CO₂ pollution-belching coal-fired power plant every week. It is absurd to imply, as the report does, that the Obama administration's climate policies can provide any measurable protection from extreme weather events or have any long-term reductions of earth's temperature.

The NCA is clearly designed to make the uninformed reader believe that earth is doomed unless we take immediate and drastic action to scare people senseless, with no facts to back up its outrageous claims. Fortunately, poll after poll shows that while most Americans still believe man is causing global warming, their concern for climate change is



Generalized plant growth response curve shows the magnitude of plant growth increases with increasing ambient CO₂. The earth is currently approaching 400 ppm CO₂, up from 275 ppm in the 1800s, causing an estimated 15 to 20 percent increase in plant growth, including crop production. SOURCE: Summary for Policy Makers, Climate Change Reconsidered II, Biological Impacts. <http://heartland.org/media-library/pdfs/CCR-IIb/Summary-for-Policymakers.pdf>

DID YOU KNOW?
Other supposed evidence of global warming like melting ice caps and retreating glaciers merely provide evidence of warming, but say nothing about what caused the warming. It does not, cannot show that man caused the warming. Meanwhile there is overwhelming evidence that the warming during the last quarter of the 20th century was caused by natural cycles.

at the bottom of their list of priorities. Most skeptics believe it is a blatant attempt to scare Americans into supporting Obama's draconian effort to put carbon emissions under the control of the federal government, and by doing so, control the economic engine of the United States.

The Cost

The NCA and the alarmist scientists who support it are making a mockery of real

science that will harm credible scientific evidence on anything for decades. Until the Obama administration took over, scientists promoting man-caused warming at least tried to root their conclusions in plausibility. No more. With the IPCC's AR5 Summary for Policy Makers and Obama's National Climate Assessment, all pretense of credible science has been abandoned.

If lies and hyperbole were all there is to Obama's National Climate Assessment, it would be frustrating but not dangerous to the American people. However, the EPA is using those lies and pseudoscience as justification for slashing carbon emissions allegedly to minimize nonexistent man-caused global warming. (See "The United EPA of America," *RANGE*, Summer 2014.)

This sojourn by the EPA into never-never land will produce incalculable damage to the U.S. economy. Some analysts believe it is being done deliberately, while others believe it is the result of delusional ideology. It doesn't matter which one is true, or whether it is a combination of both. The proposed regulations are extremely destructive and can put the United States into an economic death spiral that would take years to recover from, even if conservatives capture the U.S. Senate in November. Things may become so dire that the only solu-

tion is to stop the EPA dead in its tracks, which would be impossible as long as Obama is still president.

If the EPA does impose these destructive policies, it is up to all of us to raise our voices with the truth about global warming and demand that the EPA rescind its onerous regulations that are not justified by

facts, but are actually hot air with no connection to reality.

Support those who are leading in this battle to expose the deception. Our future is at stake. ■

Dr. Michael Coffman is president of Environmental Perspectives Incorporated and chief

executive officer of Sovereignty International. He is an expert in property rights, climatology and geopolitical issues. He has authored numerous books and videos and can be reached at 207-945-9878. You can learn more at AmericaPlundered.com.

U.N. IPCC Assessment Report #5

Also Hot Air. *By Dr. Michael S. Coffman*

The United Nations Intergovernmental Panel on Climate Change (IPCC) in its Assessment Report #5 (AR5), released in late 2013 and early 2014, glosses over the enormous discrepancies between results of individual climate models and between model results and actual earth temperatures. Instead, the IPCC states: “The scenarios should be considered plausible and illustrative, and do not have probabilities attached to them.”

In other words, accuracy (more appropriately, inaccuracy) of the climate models is not even considered. Instead, their use is dependent on the models’ plausibility to predict future warming and whether they can convince the unwashed masses that man-caused warming is real. One look at the wildly divergent graphic model results should shatter any illusion that the IPCC’s claim that it is 95 percent certain that man is causing global warming is true. The dismal failure of the models was...well, it was ignored completely. To understand how this is possible, readers need to understand how AR5’s Summaries for Policy Makers (SPM) were written.

The IPCC’s AR5 was released in three documents in late 2013 and early 2014. The lead authors of each of the three documents met with bureaucrats representing 195 governments to write each SPM. They hashed out every word in every line for about a week. The process is totally corrupt. Dr. Robert Stavins, one of the lead authors of Working Group II, wrote a highly critical letter about the SPM process asserting, “the resulting document should probably be called the Summary *by* Policymakers, rather than the Summary for Policymakers.” (Emphasis original) Stavins explained:

“[I]t became clear that the only way the

assembled government representatives would approve text for SPM.5.2 was essentially to remove all ‘controversial’ text (that is, text that was uncomfortable for any one individual government), which meant deleting almost 75 percent of the text, including nearly all explanations and examples under the bolded headings. In more than one instance, specific examples or sentences were removed at the will of only one or two countries, because under IPCC rules, the dissent of one country is sufficient to grind

Government bureaucrats wrote the Summary for Policy Makers to fit the narratives of their governments. The SPM is not a science report, but an alarmist political report at best, and outright propaganda at worst.

the entire approval process to a halt unless and until that country can be appeased.”

In reality, then, government bureaucrats wrote the SPMs to fit the narratives of their governments, including those of the Obama administration. The SPM is not a science report, but an alarmist political report at best, and outright propaganda at worst. The SPM has been a political document since the first one was written in 1990. Yet, it is reported as a science document, which would be laughable if trillions

of dollars and the lives of billions of people weren’t at stake. To believe that the information the average person gets through the news media represents the true science is not only foolhardy, it labels the believer as a dupe willing to believe raw propaganda of the worst kind.

The Summary for Policy Makers II was so disgusting that another well-known and respected lead author, Dr. Richard Tol, asked to be removed from the working group he was leading because the report was too distorted by alarmism and groupthink. Dr. Tol had been involved with the IPCC since 1994 and had almost resigned when its 2007 AR4 reported environmental dogma from a green advocacy group as peer-reviewed science.

IPCC’s AR5 Challenged

To confront the misleading and false information in AR5, a group of more than 35 leading international climate scientists wrote or reviewed a 1,000-plus page analysis of the peer-reviewed science entitled “Climate Change Reconsidered II.” Not surprisingly, their conclusions radically refuted those of the IPCC. For instance, rather than depending on climate models to support conclusions of doom and gloom, as does the IPCC, Reconsidered II rightly concluded that “global climate models are unable to make accurate projections of climate even 10 years ahead, let alone the 100-year period that has been adopted by policy planners. They in no way should be used to guide public policy formulation.”

While the IPCC remains adamant that the sun plays no significant role in warming (or cooling), the Nongovernmental International Panel on Climate Change (NIPCC) cites thousands of research papers showing just the opposite. It’s no wonder the IPCC

did not cite them. Up to 66 percent of twentieth century warming may have been caused by solar effects, or solar/cosmic radiation interactions. (See “It’s the Sun After All,” *RANGE*, Fall 2013.)

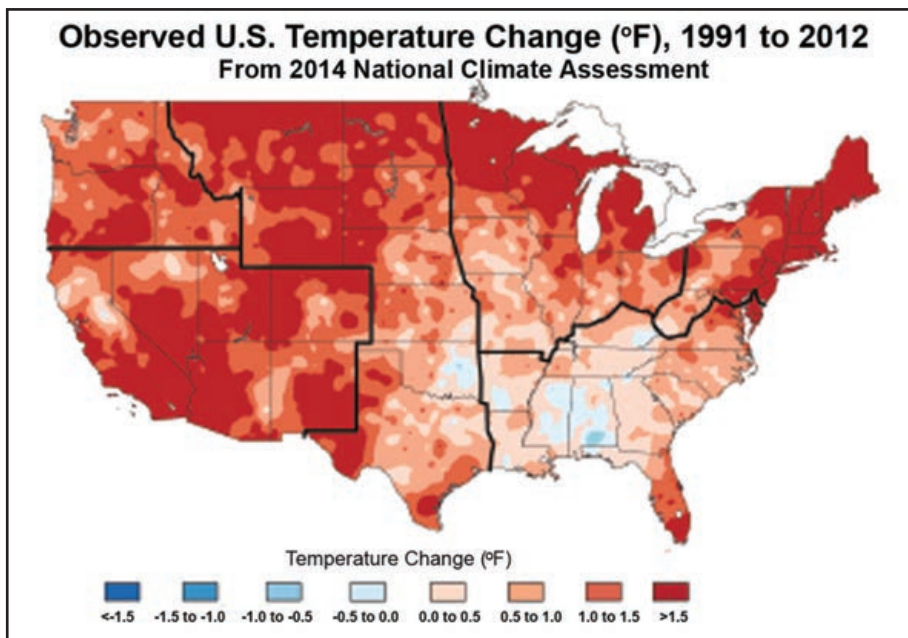
Also contrary to the claims of the IPCC, Reconsidered II reported that “neither the rate nor the magnitude of the reported late 20th century surface warming (1979-2000) lay outside the range of normal natural variability, nor were they in any way unusual compared to earlier episodes in earth’s climatic history.” Finally, the Reconsidered II scientists found that “no unambiguous evidence exists of dangerous interference in the global climate caused by human-related CO₂ emissions.”

Reconsidered II systematically refuted with hard science every fear-mongering claim made by the IPCC in AR5 and the Obama administration in the National Climate Assessment. While the IPCC and Obama administration treats CO₂ as a world-destroying pollutant, Reconsidered II shows how CO₂ is absolutely required for life on earth.

Hundreds of research studies demonstrate “numerous growth-enhancing, water-conserving, and stress-alleviating effects of elevated atmospheric CO₂ on plants growing in both terrestrial and aquatic ecosystems.” At the same time, CO₂ “does not seriously affect human health until the CO₂ content of the air reaches approximately 15,000 ppm”—about 37 times higher than current atmospheric levels.

The earth is literally greening because of the rise of CO₂—in spite of the real and imagined assaults on its vegetation by fires, disease, pest outbreaks, deforestation, and climate change. Annual net carbon uptake globally has doubled since 1960 (2.4 billion tons to five billion tons in 2010). Satellite-based analyses determined that net primary terrestrial biomass has increased six to 13 percent since the 1980s. That includes food production. Poor farmers in Third World nations are benefiting as much as in developed nations. Along with increased crop production, a higher CO₂ concentration makes crops more resistant to drought, disease and insects, which could make the difference between life and death in many countries where citizens live in abject poverty.

There is nothing to fear and everything to gain with earth’s warming temperatures and increasing CO₂. ■



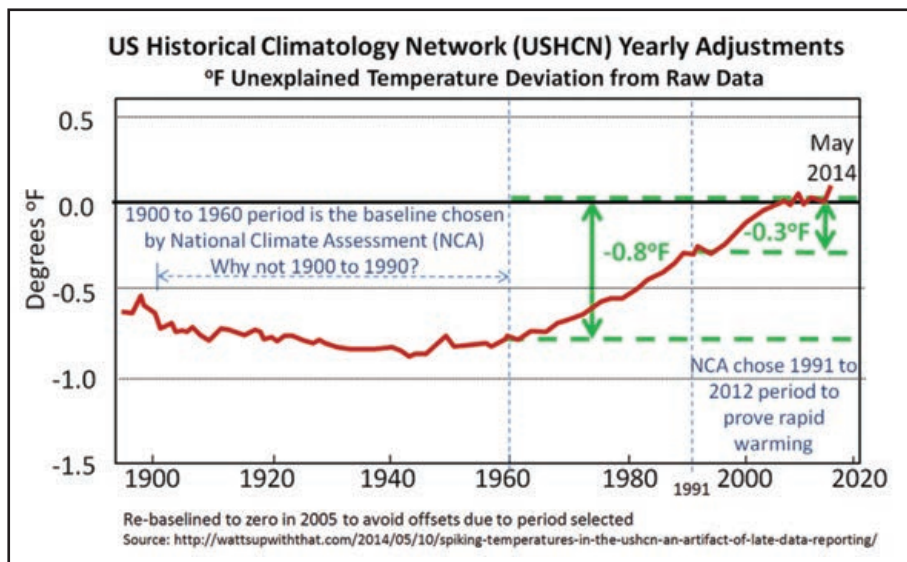
How to Show Warming When the Data Does Not Support It

ABOVE: Graphic in the National Climate Assessment “proving” the temperature in the United States has increased as much as 1.5°F from 1991 to 2012, leading to the belief we are in crisis and something must be done. The colors on the map show temperature changes over the past 22 years (1991-2012) compared to the 1901-1960 average for the contiguous United States. (FIGURE SOURCE: NOAA NCDC/CICS-NC)

BELOW: Not so fast. NASA, NOAA and the NCDC manipulate temperature raw data allegedly to remove numerous error sources inherent in surface station temperatures. The horizontal “0” line represents the actual raw data by giving it a value of zero. The red line represents the deviation from zero made to the raw data after adjusting it. If the manipulations were unbiased, the errors would cancel out and the resulting “corrected” data would closely follow the “0” line. The deviation from this line shows the extreme bias resulting from the adjustment.

The artificial adjustment drastically lowers temperatures for most of the 20th century and slightly increases the temperatures in the 21st century. It clearly shows that 0.8°F* of the alleged global warming since the start of the 20th century may be artificially created by the data adjustments, not actual warming.

Also, notice that the baseline temperature was based on the 1900 to 1960 data that represented the greatest depression of adjusted data. That maximized the illusion of warming created by the adjustment of raw data. Had the baseline been calculated from 1900 to 1990, the apparent maximum warming would have been reduced from 1.5°F to around ±0.8°F* and the average warming would be just over 0.5°F*. An increase of half a degree would not be nearly as alarming as 1.5°F.



*Numbers used in explanation are only approximate since the actual data are not available.